

|               |                                      |   |
|---------------|--------------------------------------|---|
| ENG.          | SKH Yan Laap Memorial Primary School | Name: <u>Bethany Wong</u> (28)                            |
| P. 6 <u>A</u> | 2021-2022 Composition (1)            | Date: <u>21<sup>st</sup> September, 2021</u> <u>19/20</u> |

Excellent!

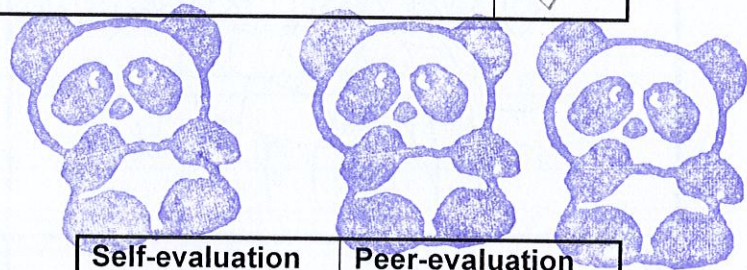
### My writing goals

30 SEP 2021

|              |  |   |
|--------------|--|---|
| Content      | I can write the story with a story mountain (setting, build-up and development, ending). | ✓ |
|              | I can write some supporting details.   | ✓ |
|              | Others: <u>I can write a creative ending</u>   | ✓ |
| Language     | I can use correct tenses.  | ✓ |
|              | I can use the vocabulary of the things in a laboratory correctly.                        | ✓ |
|              | Others: <u>I can use harder vocabularies.</u>  | ✓ |
| Organisation | I can develop one main idea for each paragraph.  | ✓ |
|              | I can write an appropriate ending.   | ✓ |

### Self-evaluation & Peer-evaluation


Circle the correct icons.



|              |  | Self-evaluation   | Peer-evaluation   |
|--------------|--|---|---|
| Content      | I wrote the story with a story mountain (setting, build-up and development, ending). | <input type="radio"/> 😞 <input type="radio"/> 😞 <input type="radio"/> 😞 | <input type="radio"/> 😊 <input type="radio"/> 😊 <input type="radio"/> 😊 |
|              | I wrote some supporting details.   | <input type="radio"/> 😞 <input type="radio"/> 😞 <input type="radio"/> 😞 | <input type="radio"/> 😊 <input type="radio"/> 😊 <input type="radio"/> 😊 |
| Language     | I used correct tenses.   | <input type="radio"/> 😞 <input type="radio"/> 😞 <input type="radio"/> 😞 | <input type="radio"/> 😊 <input type="radio"/> 😊 <input type="radio"/> 😊 |
|              | I used the vocabulary of the things in a laboratory correctly.                       | <input type="radio"/> 😞 <input type="radio"/> 😞 <input type="radio"/> 😞 | <input type="radio"/> 😊 <input type="radio"/> 😊 <input type="radio"/> 😊 |
| Organisation | I developed one main idea for each paragraph.  | <input type="radio"/> 😞 <input type="radio"/> 😞 <input type="radio"/> 😞 | <input type="radio"/> 😊 <input type="radio"/> 😊 <input type="radio"/> 😊 |
|              | I wrote an appropriate ending.   | <input type="radio"/> 😞 <input type="radio"/> 😞 <input type="radio"/> 😞 | <input type="radio"/> 😊 <input type="radio"/> 😊 <input type="radio"/> 😊 |

| Marking Scheme |             |              |               |
|----------------|-------------|--------------|---------------|
| Content        | Grammar     | Organisation | Total         |
| <u>10</u> /10  | <u>5</u> /6 | <u>4</u> /4  | <u>19</u> /20 |

John visited a laboratory today. Write a story about his visit in about 120 words.




Setting:

- When: summer holidays <sup>today</sup>
- Who: John, instructor Nicholas
- Where: laboratory
- What: John attended a science camp during the holidays.
- More details: the kids were pumped up.



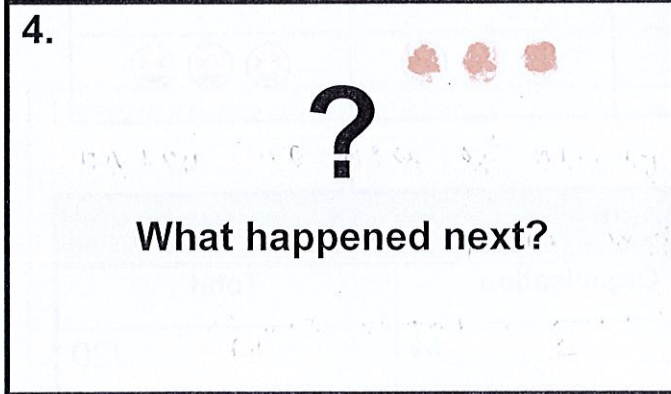
Plot:

- When: readying for experiments.
- Who: kids (including John)
- Where: laboratory
- What: There are safety glasses and lab coats.
- How: the kids put on different equipments.



Climax: Doing

- When: experimenting
- Who: instructor
- Where: laboratory
- What: made a baking soda volcano
- How: a chemical reaction happened between the baking soda and vinegar
- More details: everyone watched closely with great curiosity.



Ending:

- What: the instructor added too much vinegar and the room flooded with bubbles
- How: Someone ran past the guide and knocked his elbow with great force.
- More details: the room smelled strongly of vinegar with foam.

**Picture Composition: Look at the picture(s) and write the story for at least 120 words.**

**Points to note:**

1. Use correct tenses.
2. Use a variety of cohesive devices – link sentences and paragraphs.
3. Use adjectives and adverbs – make the story more interesting and attractive.
4. Write details to make the story more meaningful.

John attended a science camp during summer holidays. They worked at a laboratory everyday and ~~this is what happened on the forth day~~ <sup>today</sup> something happened.

On a breezy day, the children went inside the laboratory as pumped up as usual. They had ants on their pants for today's <sup>experiment</sup> experiment! As they went <sup>into</sup> inside snow-white room, Instructor Nicholas told them to wear <sup>the</sup> the equipments and gather around the blue table.

John and his friends at the camp got lab coats and safety glasses one by one. They really liked them since they thought they looked like real scientists with them on! John slipped his long arms into the coat and got to the table.

Instructor Nicholas announced, 'We are doing a baking soda volcano today!' The room immediately <sup>was</sup> filled with joyful cheers. Nicholas demonstrated how to create volcano eruption step by step. A chemical reaction happened between the baking soda and vinegar creating pressure in the volcano and it will eventually erupt!' Everyone concentrated really hard with great curiosity. <sup>John</sup> Jaw dropped

when unexpected surprises hit them.

Nicholas raised a huge jug of vinegar into the air and was about to pour it into the enormous volcano. At this very moment, "BANG!" someone rushed past him at an impressive speed which startled Nicholas and he tipped the <sup>entire</sup> jar of vinegar ~~the~~ into <sup>the</sup> volcano. <sup>it rumbled and</sup> almost immediately, fluffy foam burst out of it intensely! The room <sup>was</sup> swarmed with acidic foam flooding the <sup>whole</sup> place! It was like taking a sour bubble bath as the room exploded with the <sup>unbearable</sup> smell of vinegar.

<sup>Despite ~ its</sup> dispite it's smell, it was actually quite fun! Everyone enjoyed it a lot and thought it was hilarious. ✓

Teacher's comments:

- ~ An impressive piece of writing with lots of detailed information
- ~ Lots of vocabulary and different sentence patterns are used.
- ~ Good to use different varieties of time phrases and linking words.